

GLUE BEHIND YELLOW WINDOWS

The COLDITZ PRISON

# ESCAPE GLIDER

1945

WSAM=42%

GLUE

FRONT  
OF NOSE

GLUE TOP  
OF NOSE  
HERE

GLUE

GLUE  
SEAT  
HERE

BEND OUT  
AND GLUE  
TO WINGS

GLUE

GLUE

SCORE  
ALL LINES


The Colditz Cock Escape Glider is one of the more fascinating tales about Allied WWII Prisoner of War escape plans. The whole story is waiting for you at:  
[www.fiddlersgreen.net](http://www.fiddlersgreen.net).

*Flying  
Model*

After reading it, you'll know the reason for the whacky coloring of the fabric on the glider —

COLDITZ CASTLE

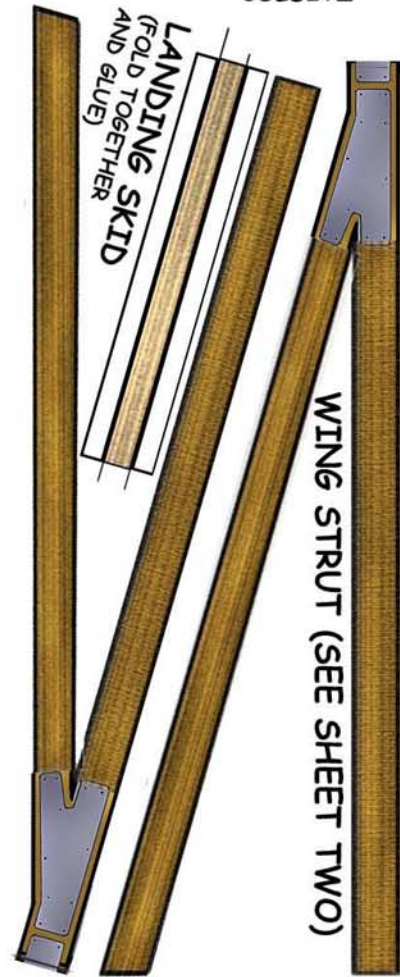
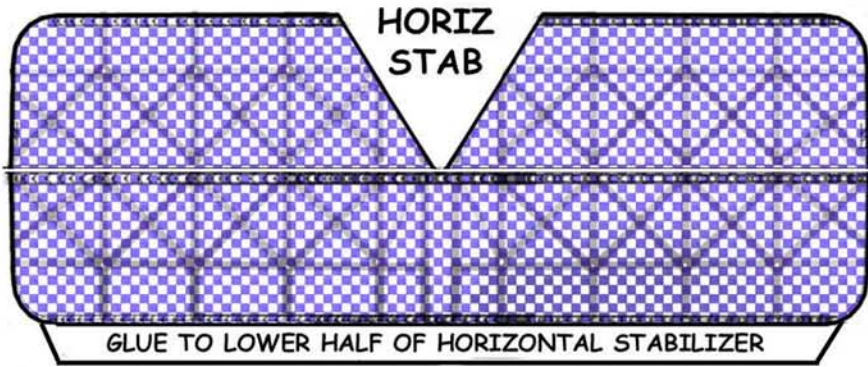
LAYER THESE CASTLE BITS  
AS SHOWN IN THE INSTRUCTIONS



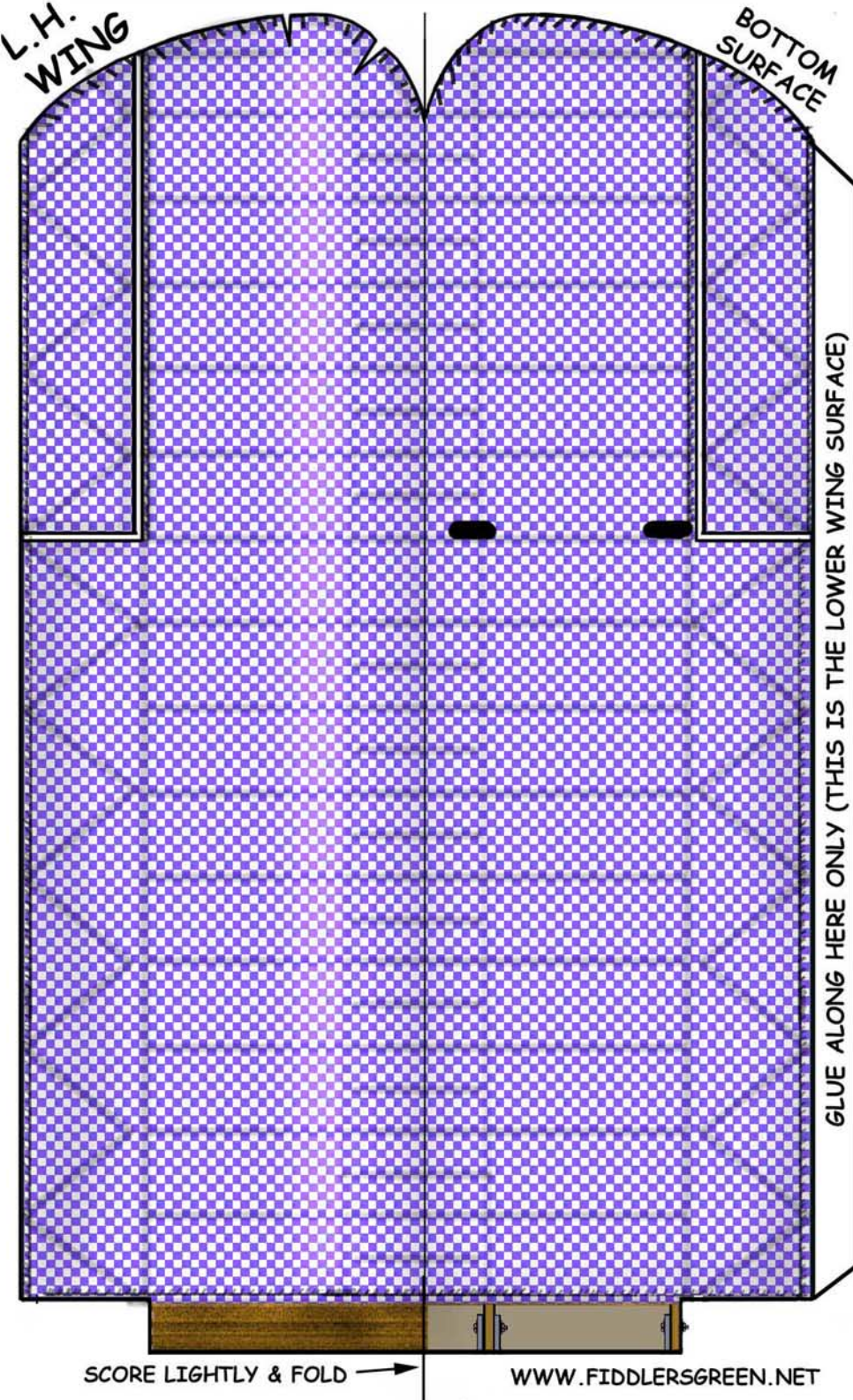


# SHEET TWO

COLDITZ



GLUE WING STRUTS  
TO MARKS ON WINGS



**WING SPLICE**  
GLUE ALONG TRAILING  
EDGES ONLY AND GLUE  
INTO WING ROOTS

BEND ALONG LINE

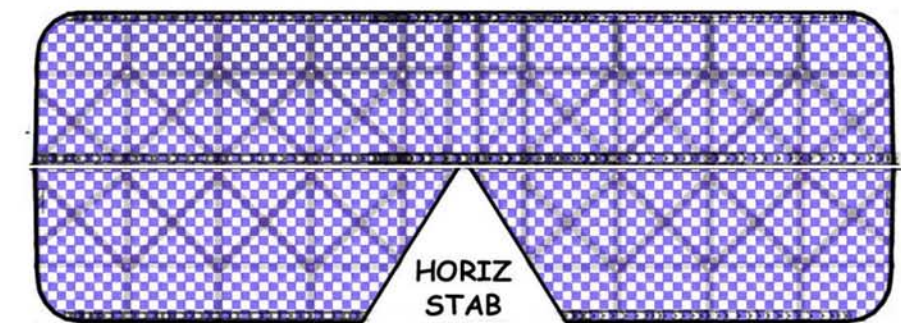
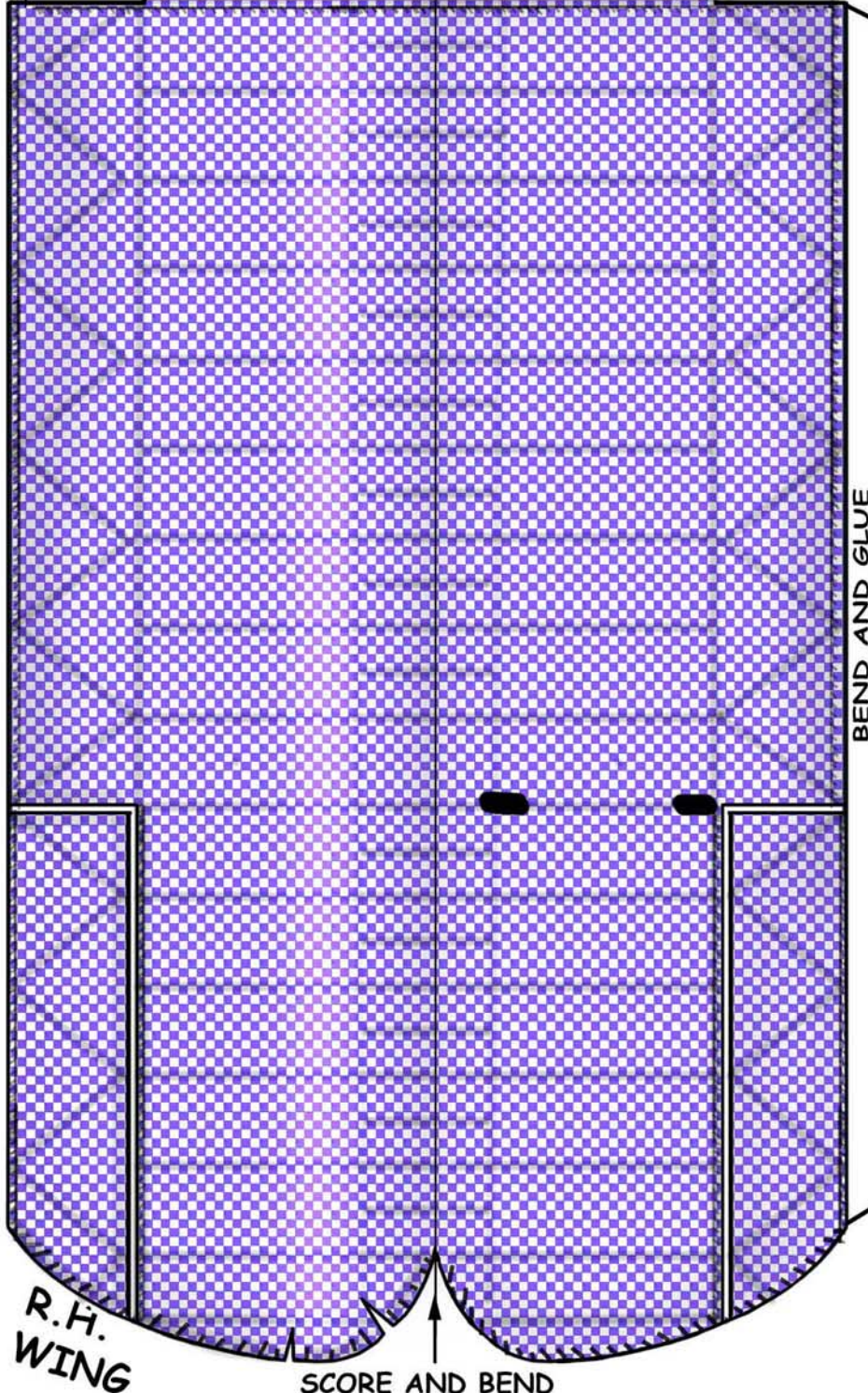
TOP



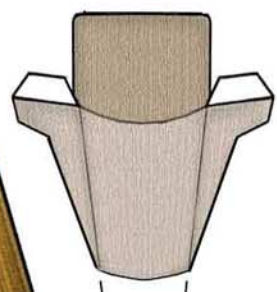
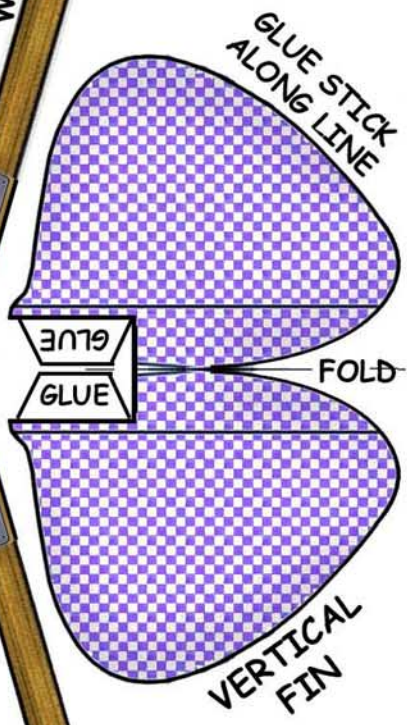
UPPER  
SURFACE

# SHEET THREE

COLDITZ



WING STRUT (SEE SHEET TWO)



SEAT  
GLUE TO  
FUSELAGE




LANDING SKID  
(FOLD TOGETHER  
AND GLUE)

WHAT WERE  
THE SPARS  
MADE FROM?



THE COLDITZ COCK GLIDER WAS BUILT IN THIS ATTIC



TO GET REALLY SPIFFY, BUILD A ROCK CLIFF AND MOUNT THE CASTLE UP ON THE TOP

DISPLAY YOUR GLIDER IN FRONT OF THIS BACKGROUND OF THE COLDITZ CASTLE...

TOWARD the end of W.W.II there were some English POWs kept in the Colditz Castle.

They designed and built a glider hidden in the attic of one of the buildings in the castle. The idea was to fly two men across the town and land on the other side of a nearby river. This was supposed to give the two enough of a lead to avoid the prison guards.

The glider idea was hatched by Navy Lieutenant Tony Rolt and others. Rolt, who wasn't even an airman, noticed the chapel roof line was completely obscured from German view. Tony convinced Bill Goldfinch to draft up some plans for a glider. A concrete filled bathtub plunging five stories and then crashing into the floor would provide the catapult needed for launch.

Hundreds of ribs had to be constructed, from bed slats and every other piece of wood the POW's could surreptitiously obtain. The wing spars were constructed from floor boards, and control wires fabricated from electrical wire stolen from unused portions of the castle. A gliding expert, Lorne Welch, was drafted to review the stress diagrams and aerodynamic calculations made by Goldfinch. POW's built a false wall in the attic of one of the buildings, behind which a proper workshop was constructed. The Germans were accustomed to looking down, for tunnels, not up, for gliders or secret workshops.

The glider constructed was a two-place, high wing design which resembles the popular Schweizer 2-33 in many aspects. It has a Mooney style rudder and square elevators. The wingspan, tip to tip, was 32'. Prison sleeping bags of blue and white checked cotton were used to skin the glider, and true to the movie, German ration millet was boiled and used to dope the fabric. The take-off was scheduled for the spring of 1945, during an air raid blackout. But the Allied guns were already rumbling in the distance, and the war's outcome fairly certain.

The glider disappeared from it's hiding place sometime after the war ended, it's ultimate fate unknown. During later visits to Colditz survivors heard rumors to the effect the glider had been burned. One story was that it was broken into firewood during the brutal winter of 1945-6, a time during which many Germans and Russians either froze or starved to death. Another story was that villagers felt "disgraced" by it's presence and publicly torched it. The truth will probably never be known.

There's much more about the Coditz Cock Escape Glider at our web site: [WWW.FIDDLERSGREEN.NET](http://WWW.FIDDLERSGREEN.NET)

# the COLDITZ COCK ESCAPE GLIDER

WWII/1945

## SPECIFICATIONS

WING SPAN:	33' 0"
AILERON AREA:	165 sq ft
LENGTH:	19 ft 9in
ASPECT RATIO:	6.75
WT EMPTY:	240 lbs
LOADING:	3.45 #/sq ft
SINKING SPEED:	4 ft/sec
L/D:	13

A VERY SPECIAL THANKS TO MATT SPARKS WHO DID ALL THE PRIMARY WORK ON THIS MODEL AND WAS THE ENERGY BEHIND IT.

FROM THE ORIGINAL DRAWINGS

## FLY YOUR GLIDER!!

AFIX A STURDY PAPER CLIP UNDER THE NOSE AND LAUNCH WITH A HEAVY, LONG RUBBER BAND..



GLUE PENNY INTO NOSE

MASSIVE AMOUNT OF GLUE

SHAPE FROM HEAVY PAPER CLIP

GLUE FIN INTO AFT FUSELAGE

GLUE TO FUSELAGE

DAB GLUE ALL OVER CENTER SECTION AND SLIDE WINGS TOGETHER..

BE SURE TO SCORE ALL THE LINES ALONG THE FUSELAGE

ROLL AND FORM THE WINGS EQUALLY AND CAREFULLY IF YOU PLAN TO FLY YOUR GLIDER

GLUE

SEAT

CURVE AND GLUE TOP OF NOSE

STRENGTHEN WING STRUTS WITH SKEWER STICKS

GLUE TO ATTACHMENT POINTS

SKID FOLD SIDES INWARD AND AFIX

GLUE AND FORM

BEND TABS IN AND GLUE TOGETHER

CURVE AND GLUE NOSE PLATE

NOW, YOU KNOW WHY IT'S COLORED THE WAY IT IS!

# Are you being ripped off?

With the purchase of any Fiddlers Green CD rom, you receive 12 months of additional FREE models. When you buy (at a VERY reasonable price!) even ONE Fiddlersgreen model you get personal and caring follow-up support. You can certainly understand that we need to receive fair compensation for our past work to continue creating new designs. Thank you

IF you have been charged for any Fiddlers Green™ model CD ROM(s) and have NOT been offered the Magic Electronic Key feature© which entitles you to free new Fiddlers Green models for the ENTIRE year following your purchase.. the electronic files probably have been pirated and you have most probably been ripped off!

Fiddlers Green CD ROMs of Fiddlers Green model files must be registered DIRECTLY with Fiddlers Green. If you have purchased this electronic file or CD rom from a reseller who is unable to offer you directly, the free follow up models, please email our Legal Dept immediately with as much information as possible regarding how and where you bought the pirated product. There is a reward waiting.

---

## Contents

- \* FIDDLERS GREEN Copyright & Fair Use
- \* Warranty And Disclaimer
- \* **How to contact us**

---

## Copyright And Fair Use

All images and software are copyrighted. Permission is granted ONLY for non-commercial personal use. They may not be duplicate in any form, including electronic, mechanical or printed, for sale. All rights are reserved and duplication by any means, including, but not limited to, methods of printing, electronic storage and disk copies, is prohibited without permission. Payment of the fee for the digital Fiddlers Green product entitles you to use the program on a single computer; it does not transfer ANY title or ownership. If you wish to use artwork, an instructional sheet or model file for other than for your own personal use, ie: for a club contest or school program, PLEASE contact me for written permission first. NOTE: You , as the registered owner, are permitted to take this disk to any copy service (kinkos, etc) and get printouts of model files for **your own use**.

Only the digital SAMPLE MODELS and/or electronic instructions may be freely distributed, provided this file and the copyright notice remains intact. You may NOT duplicate, sell or give away, in any form, any copy of the CD ROM version. Only the copyright owner, **WWW.FIDDLERSGREEN.NET** can give permission for copies to be made. These free sample Files **MUST NOT BE SUBJECT TO A CHARGE IN ANY FORM.**

Web masters and site owners please contact **legal@fiddlersgreen.net** for permission prior to making or distributing any copy(s) of model files or instruction sheets. You are expected to honor this Personal-Use Copyright Notice.

THE PROGRAMS AND INFORMATION ARE PROVIDED "AS IS". NO OTHER WARRANTIES OF ANY KIND, EXPRESS OR IMPLIED, ARE MADE AS TO IT OR ANY MEDIUM IT MAY BE ON. FIDDLERS GREEN and/or Chip Fyn DISCLAIM ALL OTHER WARRANTIES, EITHER EXPRESSED OR IMPLIED, INCLUDING BUT NOT LIMITED TO IMPLIED WARRANTIES OF MERCHANTABILITY AND FITNESS FOR A PARTICULAR PURPOSE OR NON-INFRINGEMENT, WITH RESPECT TO THE SOFTWARE AND THE ACCOMPANYING WRITTEN OR GRAPHIC MATERIALS. FIDDLERS GREEN and/or Chip Fyn ASSUMES NO RESPONSIBILITY FOR ERRORS OR OMISSIONS IN THIS PUBLICATION OR OTHER DOCUMENTS WHICH ARE REFERENCED BY OR LINKED TO THIS PUBLICATION.

---

legal@fiddlersgreen.net  
**FIDDLERS GREEN LEGAL DEPT**

Web Site: <http://www.fiddlersgreen.net>

---

Copyright © 1998 Fiddlers Green. All rights reserved.